




PRODUCT CATALOGUE 2022






Contents

1.0 introduction	7
1.1. OUR PILLARS	8
1.2. MANUFACTURING, CHARACTERIZATION AND STANDARDIZATION PROCESSES	9
1.2.1. PRODUCT MANUFACTURING	10
1.2.2. PRODUCT CHARACTERIZATION	11
1.2.3. BIOLOGICAL STANDARDIZATION	12
1.2.4. IN HOUSE REFERENCE (IHR)	13
2.0 allergy diagnosis	15
2.1. PRICK TEST	16
2.2. DAP®	17
2.2.1. DAP® PENICILLIN	17
2.2.2. DAP® AMOXICILLIN	18
2.2.3. DAP® CLAVULANIC	19
3.0 allergen immunotherapy	21
3.1. SUBCUTANEOUS IMMUNOTHERAPY	22
New! 3.1.1. IDIT Grass	22
3.1.2. Alt a 1 MOL	24
New! 3.1.3. Alt a 1 MOL Mix	26
New! 3.1.4. CUP A 1 MOL	28
3.1.5. DIATER POLYMERISED	30
3.1.6. DIATER POLYMERISED 100	32
3.1.7. DIATER DEPOT	34
3.1.8. DIATER LYOPHILISED	36
3.1.9. DIATER HYMENOPTERA VENOM	38
3.1.10. DIATVENOM APIS	40
3.2. SUBLINGUAL IMMUNOTHERAPY	42
3.2.1. DIATER SUBLINGUAL SPRAY MAXI	42
3.2.2. DIATER SUBLINGUAL MAXI	44



4.0 allergen catalogue 47

4.1. GRASS POLLENS	48
4.2. WEED POLLENS	48
4.3. TREE POLLENS	49
4.4. MITES	49
4.5. FUNGI	50
4.6. DANDERS	50
4.7. VENOMS	50
4.8. VEGETABLES	51
4.9. LEGUMES	51
4.10. SPICES	51
4.11. EGG & FRACTIONS	52
4.12. MEATS	52
4.13. FISH	52
4.14. FRUITS	53
4.15. SEAFOOD	53
4.16. MILK & DAIRY PRODUCTS	54
4.17. CEREALS	54
4.18. DRIED FRUITS & NUTS	54
4.19. INSECTS	55
4.20. OTHERS	55
4.21. PARASITES	55
4.22. PRICK CONTROLS	55
4.23. INTRADERMAL CONTROLS	55



“
Internationalization
as a **growth
vector**
”



“
Our
manufacturing
facilities are
GMP certified
”



“
At the
vanguard
of **innovation
in allergy**
”






“ Our products are commercialized in **60** countries ”



“ Modern and sophisticated facilities ”



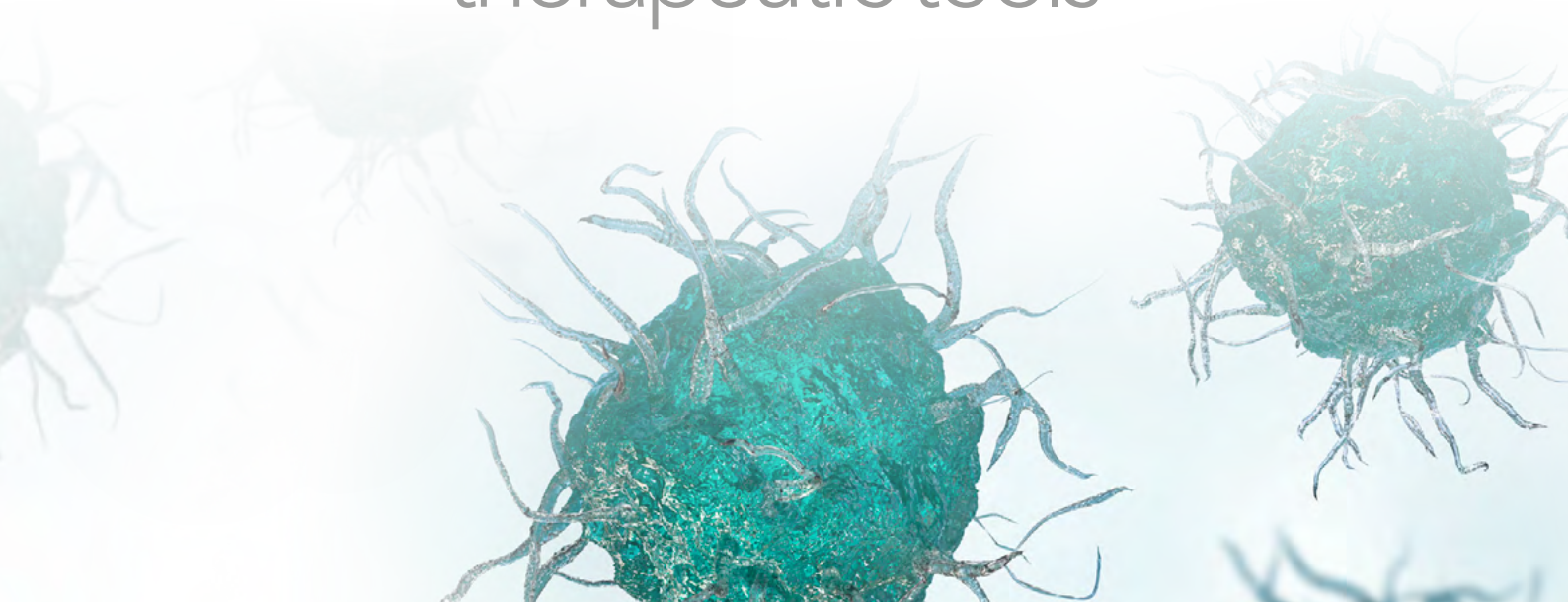
“ Diater launches new products on a yearly basis ”



1.0

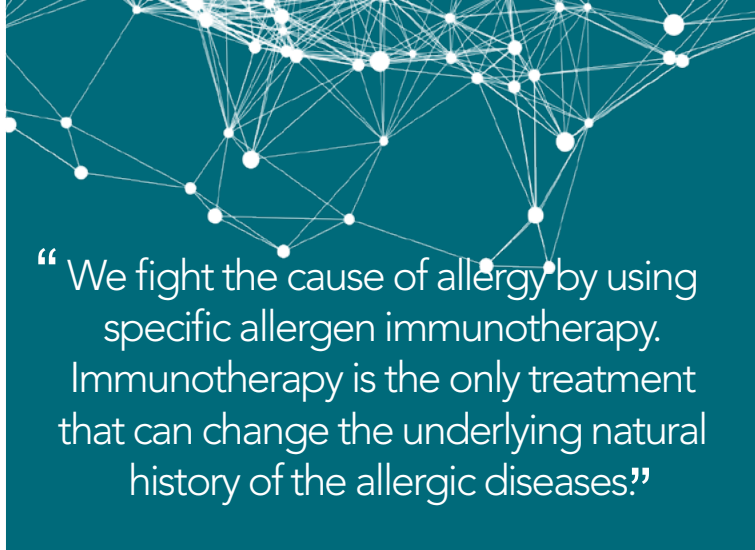
introduction

“ At Diater,
we help to improve
the health and
quality of life of
people with allergies
by providing novel
diagnostic and
therapeutic tools ”






Diater is a biopharmaceutical company specialized in allergies and focused in developing, manufacturing and marketing allergen extracts for the diagnosis and treatment of **IgE-mediated allergic diseases**. The company, which is headquartered in Madrid, was founded with private capital in 1999.



“ We fight the cause of allergy by using specific allergen immunotherapy. Immunotherapy is the only treatment that can change the underlying natural history of the allergic diseases.”



1.1. OUR PILLARS

Innovation in allergic diseases

“ Our products are the result of our deep knowledge of allergy, our continuous use of the most innovative techniques and our rigorous manufacturing process.”

Diater has been committed to innovation in allergic diseases since it was founded. Diater has first-class R&D facilities and collaborates in centres of excellence worldwide.

To genuinely enhance the quality of life of patients with allergic diseases and improve diagnosis in areas that are not well covered, our programmes are conducted with support from international academic institutions as well as foundations and public organisations.

“ Diater offers diagnostic and therapeutic solutions to worldwide specialists in allergic diseases.”

Internationalisation as a vector for growth

Building long-term relationships with our partners is the key and essential to be able offer our diagnostic and therapeutic products to more patients around the world.

“ Our goal is to ensure that people everywhere have access to innovative diagnostic and immunotherapy products for improving their quality of life.”

1.2. MANUFACTURING, CHARACTERIZATION AND STANDARDIZATION PROCESSES

Allergen extracts are widely used for the diagnosis and/or treatment of allergic diseases such as allergic rhinitis, allergic sinusitis, allergic conjunctivitis, allergic asthma, *Hymenoptera* venom allergy and food allergy. In this sense, the quality of them is a crucial factor in treatment and diagnosis success of allergy disease. In Diater we work in order to offer to our customers a wide portfolio of products with the highest quality. We control this fact from raw material to finished product with the aim of obtain pure, potent, stable and safe products.

Allergen extract quality is a crucial factor in treatment success. Diater facilities, which opened in 2008, cover more than 5,000 sq m and boast new and innovative equipment that ensures that the entire process is comprehensively controlled. Our plant has 3 distinct production units: beta-lactam antibiotics, allergen extracts for diagnosis and treatment and microbiology. Furthermore, Diater has its own a 3500 sqm facility was recently purchased for further expansion of the production facilities, which streamlines the entire process and ensures that our treatments are of own raw materials plant, with the highest quality. Implementing Good Manufacturing Practices and first-class technology ensures that our products are of the highest quality.




- Modern and innovative facilities
- 4.200 sqm facilities
- 3 production units: microbiology, allergology and antibiotics
- Raw materials production plant

“At Diater, we achieve the highest quality in our products, services, processes, and facilities.”



1.2.1. PRODUCT MANUFACTURING

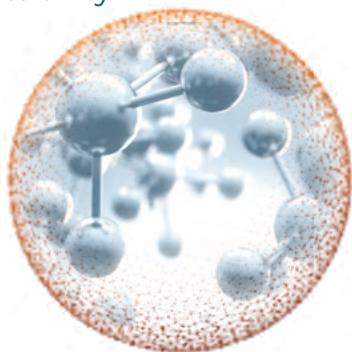
Allergen extracts are prepared from a wide variety of natural sources such as pollens, fungi, animal danders, foods, and mites. An allergen extract is elaborated by **extraction**, a process by which water soluble proteins and other bioactive molecules are removed from the allergenic source material. To this end, the **raw material** is collected and homogenized. This homogenized is then extracted by slow stirring and centrifuged. The supernatant is first ultra-filtered by a tangential ultrafiltration technique and secondly filtered. The **purified extract** obtained is then freeze-dried. Last, this **lyophilised extract** is subsequently characterized. This allergen extract is used for the elaboration of the different **immunotherapy** and **diagnostic products**.




1.2.2. PRODUCT CHARACTERIZATION

Characterization involves several analytical methods that are used to better evaluation of an allergenic extract, oriented mainly to assess the **identity, purity, potency, and stability** of this product.

stability



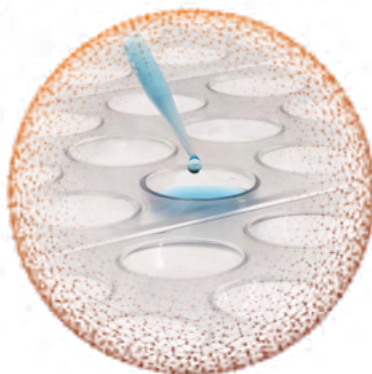
purity



identity



potency



At Diater, we guarantee the safety and effectiveness of our allergen extracts by evaluating the characteristics of the final product.

How we do it?


- ✓ Analysis of Protein content: Bradford method & total nitrogen quantification
- ✓ Identification of proteins: Mass spectrometry and SDS-PAGE
- ✓ Evaluation of the purity of proteins: Chromathography
- ✓ Immunodetection of proteins: Western-Blot
- ✓ Allergen potency: Inhibition ELISA
- ✓ Identification of major allergens: SDS-PAGE, immunoblot and ELISA quantification.



1.2.3. BIOLOGICAL STANDARDIZATION

Allergen extracts are biological products that are administered to humans in order to diagnose, prevent and treat allergic diseases. In this sense, successful immunotherapy is dependent on the use of **high-quality allergen immunotherapy** that are properly standardized. Due to the potency variability in allergenic extracts, the standardization is presented as a very important point in the global manufacturing process. The objectives of standardization are:

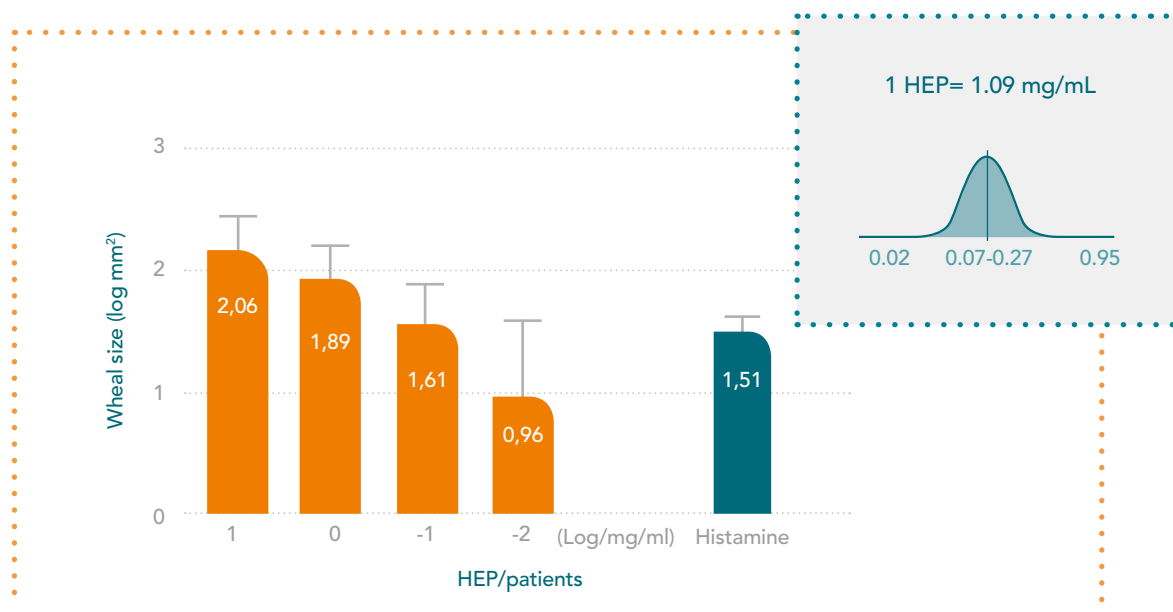
- Determination of the standardization unit (Biological Units) by skin prick-test, SPT
- Development of reference material (in-house reference, IHR)
- Definition of the overall IgE binding capacity of an allergen extract



“ The naturally sourced allergenic extracts made by Diater are standardised in accordance with the Nordic Guidelines.”

Diater allergen extracts are biologically standardised. Their biological activity is calculated in accordance with the Nordic Guidelines by means of *in vivo* tests: skin prick tests conducted on around 30 allergic patients, with clear symptoms of rhinitis or allergic asthma and who present worsening of the symptoms during exposure to the allergen; and for whom antihistamine medication and corticosteroids, selected in accordance with the EAACI guidelines, have been suspended. The skin prick test is performed on these patients at 4 dilutions, in duplicate, from the extract to be standardised, along with a positive control and a negative control. In this way, the HEP_D value is determined. **This is defined as the concentration of the extract that produces in the average patient an area of the papule equal to histamine dihydrochloride at 10 mg/mL.**

●●● BIOLOGICAL STANDARDIZATION ●●●



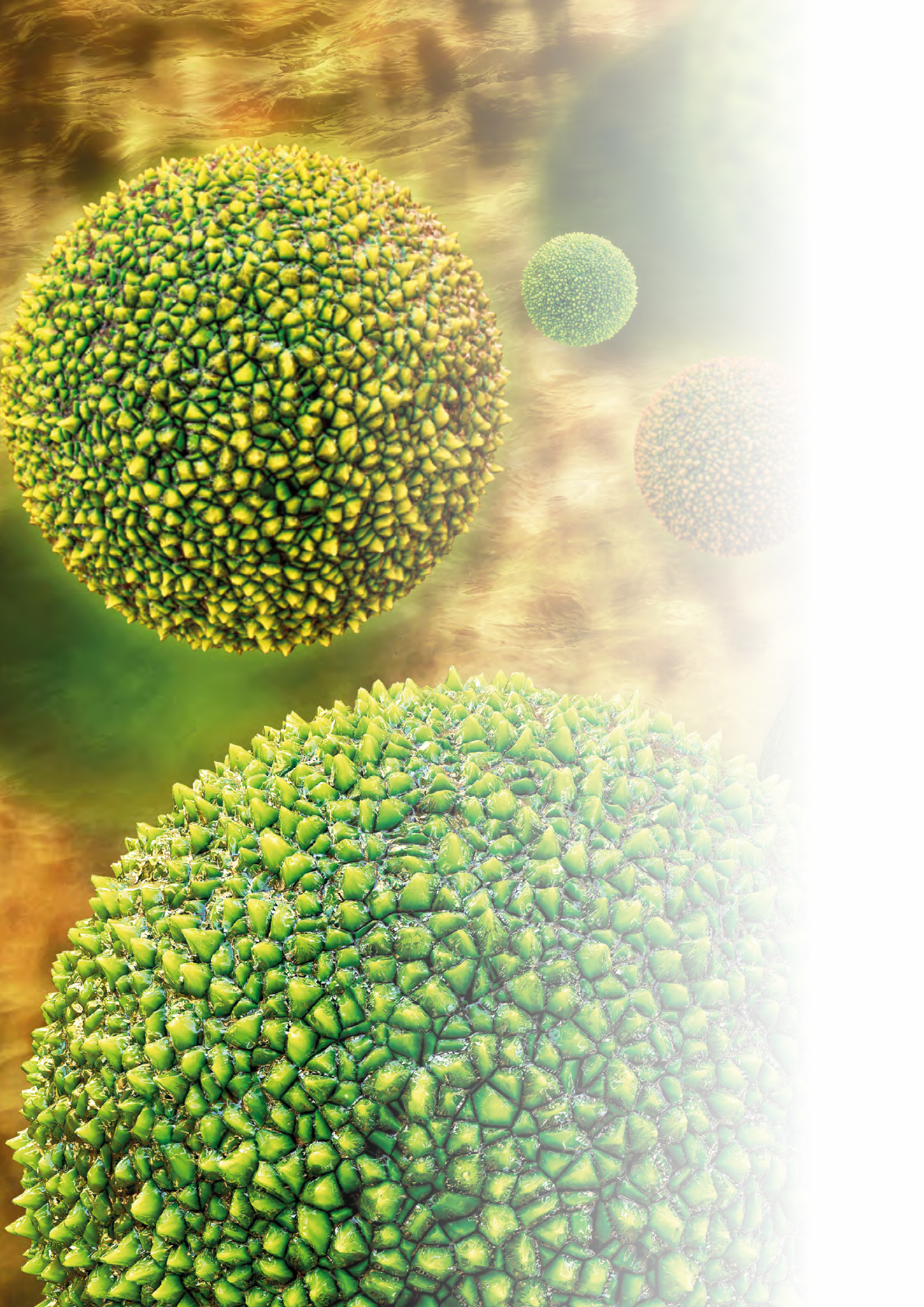
“ Diater allergen extracts are biologically standardised, their allergenic potency is expressed as the content of the major allergen ($\mu\text{g}/\text{mL}$) or in HEP_D values. ”


1.2.4. IN HOUSE REFERENCE (IHR)

Diater develops its own in-house references (IHRs) according to the guidelines established in the European Pharmacopoeia. IHRs must be thoroughly characterised by laboratory methods as well as *in vivo* skin test potency measurements. Standardisation of allergen vaccines is mainly based on routine quality control requirements. The IHR is essential for manufacturing successive products from the same allergenic source, ensuring cross-batch uniformity in several parameters, including allergenic potency, protein and allergen profiles, total protein content, and relevant allergens, among others.

REFERENCES

1. Martínez A, Martínez J, Llamazares A, Palacios R. Comparison of in-house reference extracts of Dermatophagoides pteronyssinus and Phleum pratense with the WHO International Standards. Allergol Immunopathol (Madr). 1992;20(3):106-12.
2. Council of Europe. European Pharmacopoeia. European Treaty Series 50, Strasbourg, France, 2001.





2.0

allergy
diagnosis

“Combining a good technique with a quality product is the key to success in allergy diagnosis.”

2.1. PRICK TEST





















Skin prick testing is a diagnostic assessment to confirm sensitization in IgE-mediated allergic disease of subjects with rhinoconjunctivitis, asthma, urticaria, anaphylaxis, atopic dermatitis and food and drug allergy.

Prick test droppers contain allergenic extracts in a phenolated and glycerinated physiological saline solution.

“Standardisation of the skin test procedures allows for better comparisons for diagnostic, clinical and research purposes”



PRESENTATIONS*

ALLERGEN EXTRACT	VIAL VOLUME
 FOOD	 2 mL
 POLLENS	 2 mL
 MITES	 2 mL
 FUNGI	 1 mL
 DANDERS	 1 mL
 INSECTS	 2 mL
 VENOMS**	 To be reconstituted with 1.2 mL
 OTHERS	 2 mL
 MOLECULAR	 1 mL
 POSITIVE/ NEGATIVE CONTROLS	 2 mL

SHELF
-LIFE



STORAGE
2-8°C

* See section 4 for a complete review of all available allergens and control solutions.

** : Intradermal diagnostic. ***: Intradermal and prick controls available.

2.2. DAP®

2.2.1. DAP® PENICILLIN

DAP® Penicillin is formed by the major determinants Benzylpenicilloyl-octa-L-lysine (BP-OL) and minor determinant Sodium benzylpenilloate (MD). DAP® Penicillin is used for the diagnostic assessment (skin prick tests or intradermal skin tests) of possible sensitization, in cases where type I allergy to beta-lactam antibiotics is suspected.



Includes major and minor determinants






“Diagnosis of hypersensitivity to beta-lactam antibiotics through major and minor penicillin antigenic determinants”

ALLERGY
DIAGNOSIS



PRESENTATIONS

CODE	PRODUCT	LYOPHILISED POWDER	DILUENT
 1306193	DAP® PENICILLIN	 3 BP-OL vials: BP-OL (0.04 mg) Benzylpenicilloyl-octa-L-lysine + mannitol (20 mg) 3 MD vials: MD (0.5 mg) Sodium benzylpenilloate + mannitol (20 mg)	 12 vials with phosphate buffer (1,2 mL)

Vials with lyophilised powder

SHELF-LIFE **36** months

STORAGE **<25°C**
DO NOT FREEZE

Reconstituted vials

SHELF-LIFE **14** days

STORAGE **2-8°C**

2.2. DAP®

2.2.2. DAP® AMOXICILLIN

DAP® Amoxicillin is used for the diagnostic assessment (skin prick tests or intradermal skin tests) of Amoxicillin and related aminopenicillin sensitization in cases where type I hypersensitivity to a Beta-lactam is suspected.



A complete Beta-lactam type I allergy work-up includes Amoxicillin testing



“ In a 2018 WHO report Amoxicillin and Amoxicillin/Clavulanic acid ranked as **the most frequently consumed antibiotics** in most countries ”

PRESENTATIONS

CODE	PRODUCT	LYOPHILISED POWDER	DILUENT
 1306449	 DAP® AMOXICILLIN 6	 6 vials with sodic Amoxicillin (20 mg)	 12 vials with saline solution (1,2 mL)

Vials with lyophilised powder

SHELF -LIFE **18** months

STORAGE **2-8°C**

Reconstituted vials

SHELF -LIFE **24** hours

STORAGE **2-8°C**

2.2. DAP®

2.2.3. DAP® CLAVULANIC

DAP® Clavulanic allows for the diagnostic assessment (through skin prick tests or intradermal skin tests) of possible type I hypersensitivity to potassium clavulanate. Isolated skin testing of Clavulanic acid is needed to achieve adequate diagnostic concentrations of the drug.

The only
in vivo clavulanic
acid diagnostic
available on
the market

“Selective reactions to clavulanic acid account for **30%** of allergic reactions to the Amoxicillin/Clavulanic combination”



ALLERGY
DIAGNOSIS

PRESENTATIONS

CODE

PRODUCT

LYOPHILISED POWDER

DILUENT



1306459 DAP® CLAVULANIC



4 vials with potassium
clavulanate (20 mg)



12 vials with saline
solution (1,2 mL)

SHELF
-LIFE



..... Vials with lyophilised powder



STORAGE
2-8°C

SHELF
-LIFE



..... Reconstituted vials



STORAGE
2-8°C





3.0

allergen
immunotherapy

“Allergen
immunotherapy
has a disease-
modifying
potential”



3.1. SUBCUTANEOUS IMMUNOTHERAPY

3.1.1. IDIT Grass

IDIT Grass is an intradermal immunotherapy (IDIT) treatment of glutaraldehyde-polymerised *Phleum pratense* allergenic extract (main representative of the wild grasses allergy). This unprecedented approach to immunotherapy is aluminium free and involves **preseasonal intradermal** administration of 6 doses of treatment through a time-span of **5 weeks**. Intradermal administration is assisted by the included microneedles.



(IDITGRASS)

1 year treatment/
5 weeks


Free
of aluminium
hydroxide


(IDITGRASS)

Efficacy
and safety
**Clinically
proven**

PRESENTATIONS

●● INITIATION PRESENTATION ●●

CODE	VIALS	VOLUME (mL)	CONCENTRATION
PO	6 VIALS 	0.25 mL	0.6 µg/mL



TREATMENT DURATION

PRESENTATION	N° VIALS	CODE	DURATION
YEARLY TREATMENT	 6	PO	

RECOMMENDED ADMINISTRATION SCHEDULE

●●● MAINTENANCE ADMINISTRATION SCHEDULE ●●●

VIAL	INJECTED VOLUME	ADMINISTRATION INTERVAL
	 0.1 mL*	

SHELF -LIFE 

STORAGE  **<25°C**
DO NOT FREEZE

ALLERGEN
IMMUNOTHERAPY

*Injected intradermally

3.1. SUBCUTANEOUS IMMUNOTHERAPY

3.1.2. Alt a 1 MOL

Alt a 1 MOL is a freeze-dried purified allergen that is isolated from a complete extract of *Alternaria alternata*. This treatment encompasses subcutaneous administration of an optimal dose of 0,37 micrograms. The only molecular immunotherapy with clinically **proven safety and efficacy** within the first year of treatment.



The only native
**MOLECULAR
IMMUNOTHERAPY**
available in the
market



Treatment
precision
**Isolated
nAlt a 1**

Efficacy
and safety
**Clinically
proven**





PRESENTATIONS







INITIATION PRESENTATION

CODE	VIALS	VOLUME (mL)	CONCENTRATION
T4	2 VIALS 	to be reconstituted with 1 mL	0.046 µg/mL
	4 VIALS 	to be reconstituted with 1 mL	0.46 µg/mL

MAINTENANCE PRESENTATIONS











CODE	VIALS	VOLUME (mL)	CONCENTRATION
T5	3 VIALS 	to be reconstituted with 1 mL	0.46 µg/mL
T6	6 VIALS 	to be reconstituted with 1 mL	0.46 µg/mL

TREATMENT DURATION

PRESENTATION	N° VIALS	CODE	DURATION
INITIATION PRESENTATION	 6	T4	 3.5 months
MAINTENANCE PRESENTATION	 3	T5	 3 months
MAINTENANCE PRESENTATION	 6	T6	 6 months

RECOMMENDED ADMINISTRATION SCHEDULE


INITIATION ADMINISTRATION SCHEDULE


VIAL	INJECTED VOLUME	ADMINISTRATION INTERVAL
	 0.1* + 0.2* mL	 weekly
	 0.4* + 0.4* mL	 weekly
	 0.1* + 0.2* mL	 weekly
	 0.4* + 0.4* mL	 weekly

MAINTENANCE ADMINISTRATION SCHEDULE

VIAL	INJECTED VOLUME	ADMINISTRATION INTERVAL
	 0.8 mL	 monthly

Vials with lyophilised powder

SHELF-LIFE  36 months

STORAGE  <math><25^{\circ}\text{C}</math>
DO NOT FREEZE

Reconstituted vials

SHELF-LIFE  24 hours

STORAGE  2-8°C

*Consecutive doses administered during a given day must be administered in alternating arms and separated by 30 minute time intervals.

3.1. SUBCUTANEOUS IMMUNOTHERAPY

3.1.3. Alt a 1 MOL Mix

Alt a 1 MOL Mix is a treatment that combines the native molecular allergen Alt a 1 at an optimal dose (0,37µg) with a high concentration polymerized extract. Alt a 1 MOL must be reconstituted before use, yielding a suspension of polymerized allergenic extract and Alt a 1 protein, both of which are adsorbed on aluminum hydroxide. This product features mixes of Alt a 1 and, respectively, *Dermatophagoides pteronyssinus*, wild grass mix (*Dactylis*, *Lolium*, *Phleum* and *Poa*), and *Olea europaea*.

Alt a 1
MOL mix



**MOLECULAR
IMMUNOTHERAPY**
for polyallergic
patients

The
precision of
**molecular
immunotherapy**

**High
concentration
mix**



PRESENTATIONS

CODE	VIALS	VOLUME (mL)	CONCENTRATION
T7	3 VIALS 	to be reconstituted with 0,7 mL	0.74 µg/mL Alt a 1 1/1 polymerized extract
T8	6 VIALS 	to be reconstituted with 0,7 mL	0.74 µg/mL Alt a 1 1/1 polymerized extract

AVAILABLE ALLERGENS



Dermatophagoides pteronyssinus



Wild grasses mix



Olea europaea

TREATMENT DURATION

PRESENTATION	N° VIALS	CODE	DURATION
INITIATION PRESENTATION	3	T7	2.5 months
INITIATION PRESENTATION	6	T8	5.5 months
MAINTENANCE PRESENTATION	3	T7	3 months
MAINTENANCE PRESENTATION	6	T8	6 months

RECOMMENDED ADMINISTRATION SCHEDULE

INITIATION ADMINISTRATION SCHEDULE

VIAL	INJECTED VOLUME	ADMINISTRATION INTERVAL
	0.1* + 0.1* mL	day 1
	0.2* + 0.3* mL	day 8
	0.5 mL	monthly

MAINTENANCE ADMINISTRATION SCHEDULE

VIAL	INJECTED VOLUME	ADMINISTRATION INTERVAL
	0.5 mL	monthly

Vials with lyophilised powder

SHELF-LIFE **36** months

STORAGE **2-8°C**

Reconstituted vials

SHELF-LIFE **24** hours

STORAGE **2-8°C**

*Consecutive doses administered during a given day must be administered in alternating arms and separated by 30 minute time intervals.

3.1. SUBCUTANEOUS IMMUNOTHERAPY

3.1.4. Cup a 1 MOL

Cup a 1 MOL is a subcutaneous immunotherapy treatment that consists in isolated Cup a 1, the major allergen of *Cupressus arizonica*, adsorbed on aluminum hydroxide. This product features a purity above 95%. Up to 100% of patients tested for cypress tree sensitization are sensitized to group 1 allergens. Furthermore, group 1 allergens display a strong homology with Cup a 1.

Cup a 1
MOL

The
precision of

**MOLECULAR
IMMUNOTHERAPY**

Reference
allergen
for cypress
pollen allergy



PRESENTATIONS







●●● INITIATION PRESENTATION ●●●

CODE	VIALS	VOLUME (mL)	CONCENTRATION
TA	2 VIALS 	1 mL	0.3 µg/mL
	4 VIALS 	1 mL	3 µg/mL

●●● MAINTENANCE PRESENTATIONS ●●●













CODE	VIALS	VOLUME (mL)	CONCENTRATION
TB	3 VIALS 	1 mL	3 µg/mL
TC	6 VIALS 	1 mL	3 µg/mL

TREATMENT DURATION

PRESENTATION	N° VIALS	CODE	DURATION
INITIATION PRESENTATION	 6	TA	 3.5 months
MAINTENANCE PRESENTATION	 3	TB	 3 months
MAINTENANCE PRESENTATION	 6	TC	 6 months

RECOMMENDED ADMINISTRATION SCHEDULE

INITIATION ADMINISTRATION SCHEDULE

VIAL	INJECTED VOLUME	ADMINISTRATION INTERVAL
	 0.1* + 0.2* mL	 day 1
	 0.4* + 0.4* mL	 day 8
	 0.1* + 0.2* mL	 day 15
	 0.4* + 0.4* mL	 day 22
	 0.8 mL	 monthly

MAINTENANCE ADMINISTRATION SCHEDULE

VIAL	INJECTED VOLUME	ADMINISTRATION INTERVAL
	 0.8 mL	 monthly

Vials with lyophilised powder

SHELF-LIFE  12 months

STORAGE  2-8°C

Reconstituted vials

SHELF-LIFE  24 hours

STORAGE  2-8°C

*Consecutive doses administered during a given day must be administered in alternating arms and separated by 30 minute time intervals.

3.1. SUBCUTANEOUS IMMUNOTHERAPY

3.1.5. DIATER POLYMERISED

Diater Polymerised is a subcutaneous allergen immunotherapy treatment containing a suspension of glutaraldehyde-polymerised allergen extract in a phenolated normal saline solution.

Stable
mixtures

Allergens can be mixed freely

Free
of aluminium hydroxide

Composición:

	%	HEPa	U.Masa (mg/mL)
Gramíneas salvaje	100.00	0.3	

Mantener fuera del alcance y de la vista de los niños
Referencia: 9900014375 POLIMERIZADO
Conservar entre 2°C y 8°C (en nevera). No congelar.
Contiene 2 viales. Contiene Fenol

“ Polymerised allergen extracts are processed to achieve allergenicity reduction while preserving antigenicity. Allergoids are chemically modified allergens that reduce IgE binding capacity ”

PRESENTATIONS

●●● INITIATION PRESENTATIONS ●●●

CODE	VIALS	VOLUME (mL)	CONCENTRATION
P1	1 VIAL	3 mL	1/100
	1 VIAL	3 mL	1/10
	1 VIAL	3 mL	1/1
PH	1 VIAL	3 mL	1/1
PG	2 VIALS	3 mL	1/1

●●● MAINTENANCE PRESENTATIONS ●●●

CODE	VIALS	VOLUME (mL)	CONCENTRATION
P2	1 VIAL	3 mL	1/1
P3	2 VIALS	3 mL	1/1

TREATMENT DURATION

PRESENTATION	N° VIALS	CODE	DURATION
INITIATION CONVENTIONAL	3	P1	6.5 months
INITIATION CLUSTER PRESENTATIONS	1	PH	6 months
	2	PG	12 months
MAINTENANCE PRESENTATIONS	1	P2	6 months
	2	P3	12 months

RECOMMENDED ADMINISTRATION SCHEDULE

INITIATION ADMINISTRATION SCHEDULE (CLUSTER)

VIAL	INJECTED VOLUME	ADMINISTRATION INTERVAL
	0.2* + 0.3* mL	day 1
	0.5 mL	monthly

INITIATION ADMINISTRATION SCHEDULE (CONVENTIONAL)

VIAL	INJECTED VOLUME	ADMINISTRATION INTERVAL
	0.5 mL	week 1
	0.5 mL	week 2
	0.5 mL	week 3
	0.5 mL	monthly

MAINTENANCE ADMINISTRATION SCHEDULE

VIAL	INJECTED VOLUME	ADMINISTRATION INTERVAL
	0.5 mL	monthly



*Consecutive doses administered during a given day must be administered in alternating arms and separated by 30 minute time intervals.

3.1. SUBCUTANEOUS IMMUNOTHERAPY

3.1.6. DIATER POLYMERISED 100

Diater Polymerised 100 is a subcutaneous high-dose allergen immunotherapy treatment containing a suspension of glutaraldehyde-polymerised allergenic extract (allergoid) in a phenolated saline solution. Diater Polymerised 100 is formulated with a combination of two or three allergen extracts **at high doses**.

Mixtures of
2 or 3
allergens

High
doses:
no dilution
effect

Stable
mixtures

Polymerised 100

Free
of aluminium
hydroxide





PRESENTATIONS

●●● INITIATION PRESENTATIONS ●●●

CODE	VIALS	VOLUME (mL)	CONCENTRATION
PU	1 VIAL 	3 mL	1/100
	1 VIAL 	3 mL	1/10
	1 VIAL 	3 mL	1/1
PV	1 VIAL 	3 mL	1/1
PW	2 VIALS 	3 mL	1/1

●●● MAINTENANCE PRESENTATIONS ●●●

CODE	VIALS	VOLUME (mL)	CONCENTRATION
PX	1 VIAL 	3 mL	1/1
PY	2 VIALS 	3 mL	1/1

TREATMENT DURATION

PRESENTATION	N° VIALS	CODE	DURATION
INITIATION CONVENTIONAL	3	PU	6.5 months
INITIATION CLUSTER PRESENTATIONS	1	PV	6 months
	2	PW	12 months
MAINTENANCE PRESENTATIONS	1	PX	6 months
	2	PY	12 months

RECOMMENDED ADMINISTRATION SCHEDULE

INITIATION ADMINISTRATION SCHEDULE (CLUSTER)

VIAL	INJECTED VOLUME	ADMINISTRATION INTERVAL
	0.2* + 0.3* mL	day 1
	0.5 mL	monthly

INITIATION ADMINISTRATION SCHEDULE (CONVENTIONAL)

VIAL	INJECTED VOLUME	ADMINISTRATION INTERVAL
	0.5 mL	week 1
	0.5 mL	week 2
	0.5 mL	week 3
	0.5 mL	monthly

MAINTENANCE ADMINISTRATION SCHEDULE

VIAL	INJECTED VOLUME	ADMINISTRATION INTERVAL
	0.5 mL	monthly

SHELF-LIFE
 12 months

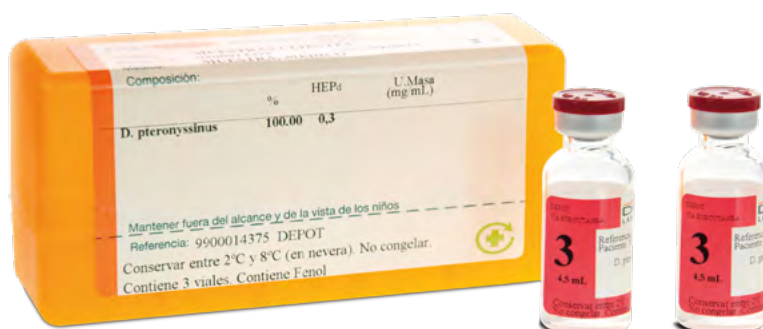
STORAGE
 2-8°C

*Consecutive doses administered during a given day must be administered in alternating arms and separated by 30 - 45 minute time intervals.

3.1. SUBCUTANEOUS IMMUNOTHERAPY

3.1.7. DIATER DEPOT

Diater Depot is a subcutaneous allergen immunotherapy treatment consisting of extracts of natural unmodified allergens adsorbed on aluminium hydroxide.



PRESENTATIONS

INITIATION PRESENTATION

CODE	VIALS	VOLUME (mL)	CONCENTRATION
D2	1 VIAL	3.6 mL	1/100
	1 VIAL	3.6 mL	1/10
	1 VIAL	4.5 mL	1/1

MAINTENANCE PRESENTATIONS

CODE	VIALS	VOLUME (mL)	CONCENTRATION
D3	1 VIAL	4.5 mL	1/1
D4	2 VIALS	4.5 mL	1/1

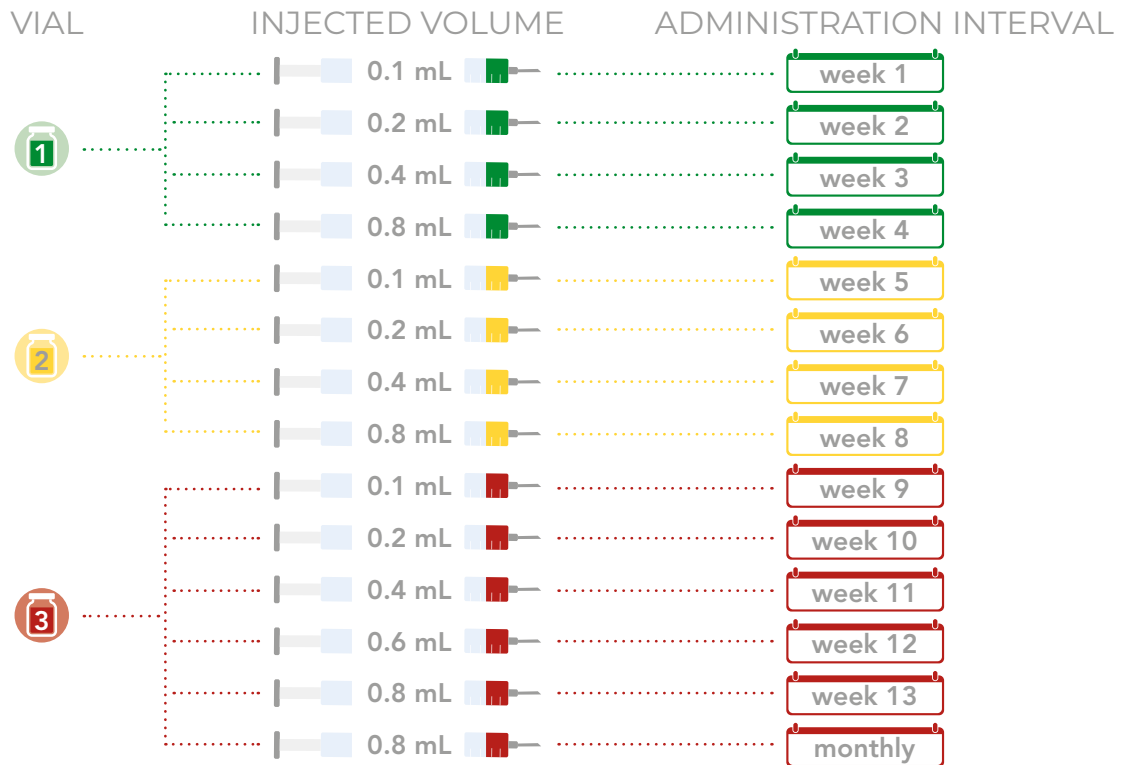
TREATMENT DURATION

PRESENTATION	N° VIALS	CODE	DURATION
INITIATION	3	D2	
MAINTENANCE PRESENTATIONS	1	D3	
	2	D4	

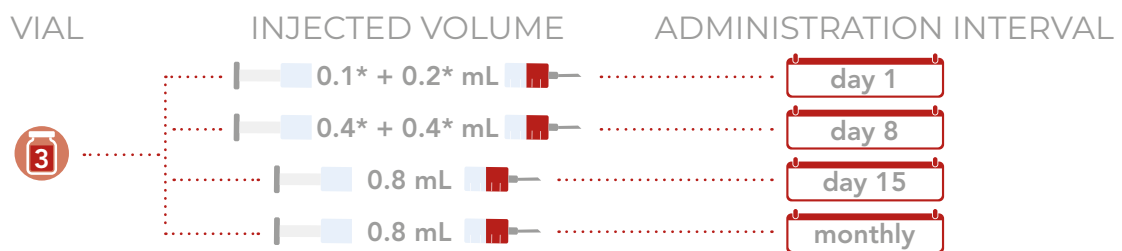


RECOMMENDED ADMINISTRATION SCHEDULE

●●● INITIATION ADMINISTRATION SCHEDULE ●●●



●●● CLUSTER INITIATION SCHEDULE (Mite's extracts) ●●●



●●● MAINTENANCE ADMINISTRATION SCHEDULE ●●●



SHELF
-LIFE



STORAGE
2-8°C

*Consecutive doses administered during a given day must be administered in alternating arms and separated by 30 - 45 minute time intervals.

3.1. SUBCUTANEOUS IMMUNOTHERAPY

3.1.8. DIATER LYOPHILISED

Diater Lyophilised is a subcutaneous freeze-dried allergen immunotherapy treatment. Prior to use, allergen extracts are reconstituted with diluents and adsorbed in aluminium hydroxide.

Stability

Lyophilisation ensures potency preservation

Shelf-life:

3

years

Room temperature storage






Composition	%	HEPs	1.ª Masa (mg/ml)
D. farinae	50,00	0,3	
D. pteronyssinus	50,00	0,3	



Mantener fuera del alcance y de la vista de los niños
 Referencia: 9900014375 LIOFILIZADO
 No conservar a temperatura superior a 25°C
 Contiene 3 viales

PRESENTATIONS










INITIATION PRESENTATION

CODE	VIALS	VOLUME (mL)	CONCENTRATION
L1	1 VIAL 	to be reconstituted with 4.5 mL	1/100
	1 VIAL 	to be reconstituted with 4.5 mL	1/10
	1 VIAL 	to be reconstituted with 4.5 mL	1/1

MAINTENANCE PRESENTATIONS

CODE	VIALS	VOLUME (mL)	CONCENTRATION
L3	1 VIAL 	to be reconstituted with 4.5 mL	1/1
L2	2 VIALS 	to be reconstituted with 4.5 mL	1/1

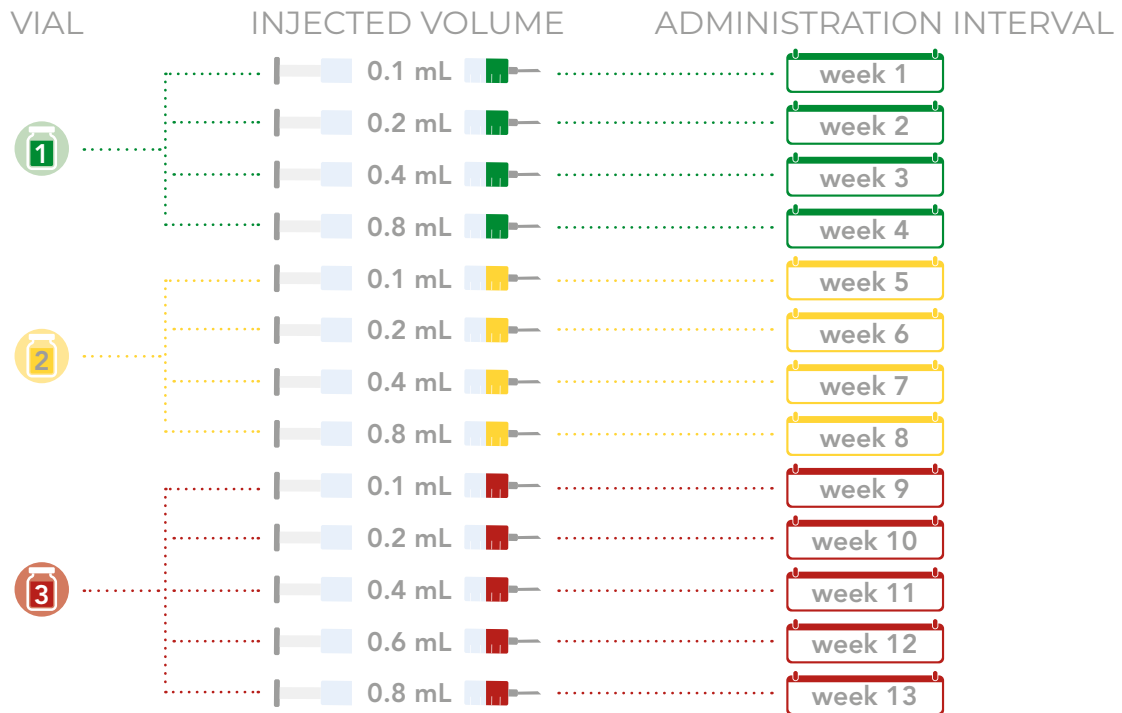
TREATMENT DURATION

PRESENTATION	Nº VIALS	CODE	DURATION
INITIATION	   3	L1	 6 months
MAINTENANCE PRESENTATIONS	 1	L3	 5.5 months
	  2	L2	 11 months

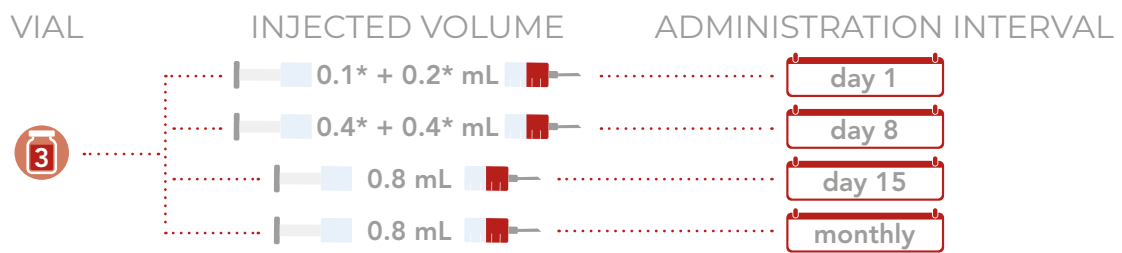


RECOMMENDED ADMINISTRATION SCHEDULE

●●● INITIATION ADMINISTRATION SCHEDULE ●●●



●●● CLUSTER INITIATION SCHEDULE (Mite's extracts) ●●●



●●● MAINTENANCE ADMINISTRATION SCHEDULE ●●●



Vials with lyophilised powder

SHELF-LIFE **36** months

STORAGE **<25°C**
DO NOT FREEZE

Reconstituted vials

SHELF-LIFE **12** months

STORAGE **2-8°C**

*Consecutive doses administered during a given day must be administered in alternating arms and separated by 30 - 45 minute time intervals.

3.1. SUBCUTANEOUS IMMUNOTHERAPY




3.1.9. DIATER HYMENOPTERA VENOM

Diater Hymenoptera venom allergen extract comes from the venom of either *Vespa* or *Polistes* Hymenopterans. These freeze-dried extracts should be reconstituted with a physiological phenolated saline solution prior to use in subcutaneous immunotherapy.



PRESENTATIONS

INITIATION PRESENTATION

CODE	VIALS	VOLUME (mL)	CONCENTRATION
H1	1 VIAL 	to be reconstituted with 1.2 mL	1 µg/mL
	2 VIALS 	to be reconstituted with 1.2 mL	10 µg/mL
	5 VIALS 	to be reconstituted with 1.2 mL	100 µg/mL

MAINTENANCE PRESENTATION

CODE	VIALS	VOLUME (mL)	CONCENTRATION
H2	5 VIALS 	to be reconstituted with 1.2 mL	100 µg/mL

TREATMENT DURATION

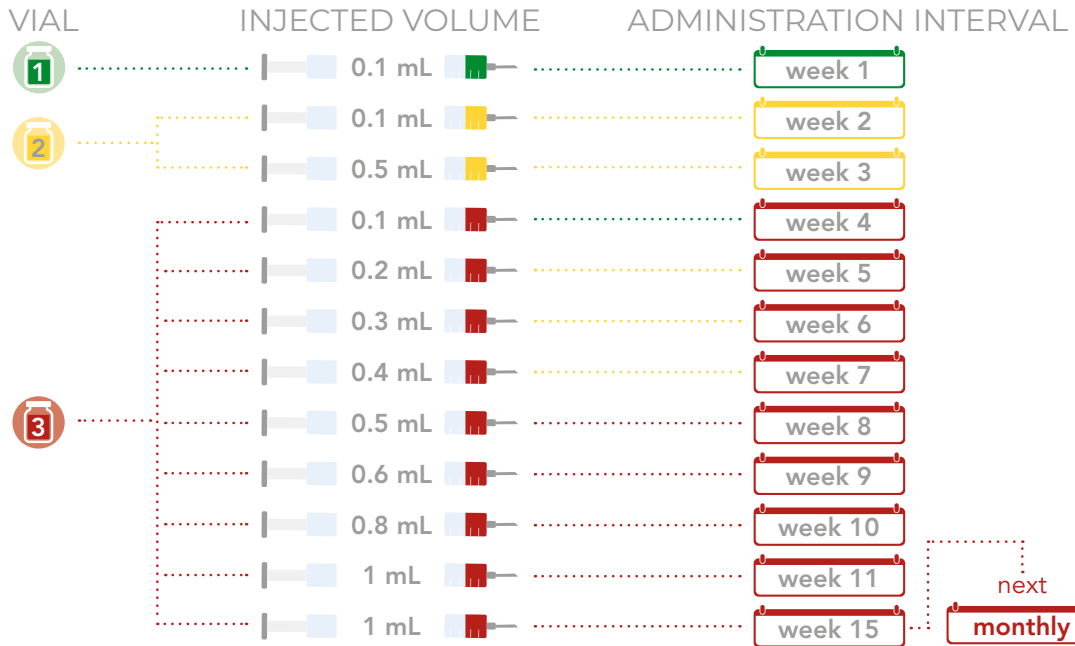
PRESENTATION	N° VIALS	CODE	DURATION
INITIATION	 8	H1	 3.5 months
MAINTENANCE	 5	H2	 5 months



RECOMMENDED ADMINISTRATION SCHEDULE

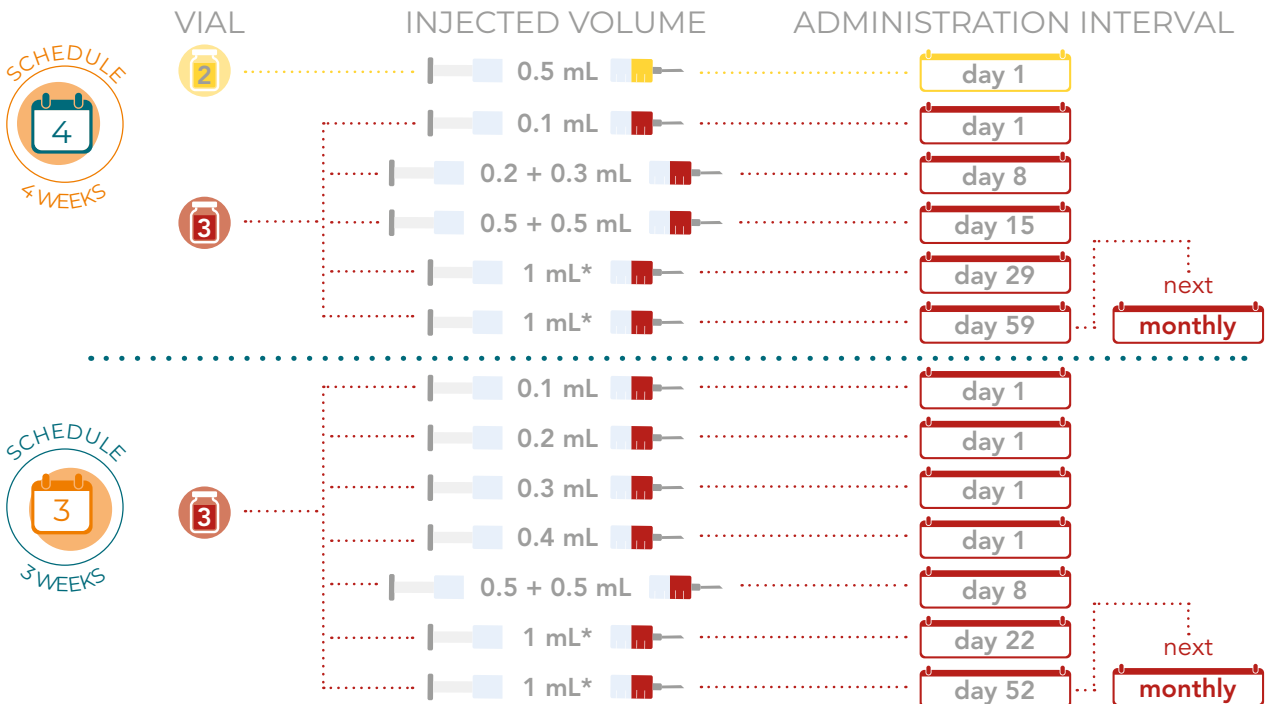
●●● INITIATION ADMINISTRATION SCHEDULE (CONVENTIONAL) ●●●

It is advisable to administer two consecutive doses with half the total volume. Consecutive doses administered during a given day must be administered in alternating arms and separated by a 30 minute time interval.



●●● CLUSTER ADMINISTRATION SCHEDULE ●●●

Consecutive doses administered during a same day must be administered in alternating arms and separated by a 30 minute time interval.




* It is advisable to administer two consecutive doses with half the total volume.

●●● MAINTENANCE ADMINISTRATION SCHEDULE ●●●

It is advisable to administer two consecutive doses with half the total volume. Consecutive doses administered during a given day must be administered in alternating arms and separated by a 30 minute time interval.



SHELF-LIFE
Vials with
lyophilised powder



STORAGE
<25°C
DO NOT FREEZE

SHELF-LIFE
Reconstituted
vials



STORAGE
2-8°C

3.1. SUBCUTANEOUS IMMUNOTHERAPY

3.1.10. DIATVENOM APIS

New raw material that guarantees a higher purity extract with high protein content.

DiatVenom Apis



Enhanced
raw
venom

Safe
composition
**HSA
free**




PRESENTATIONS

●●● INITIATION PRESENTATION ●●●

CODE	VIALS	VOLUME (mL)	CONCENTRATION
H4	2 VIAL 	1.2 mL	10 µg/mL
	4 VIALS 	1.2 mL	100 µg/mL

●●● MAINTENANCE PRESENTATION ●●●

CODE	VIALS	VOLUME (mL)	CONCENTRATION
H5	6 VIALS 	1.2 mL	100 µg/mL

TREATMENT DURATION

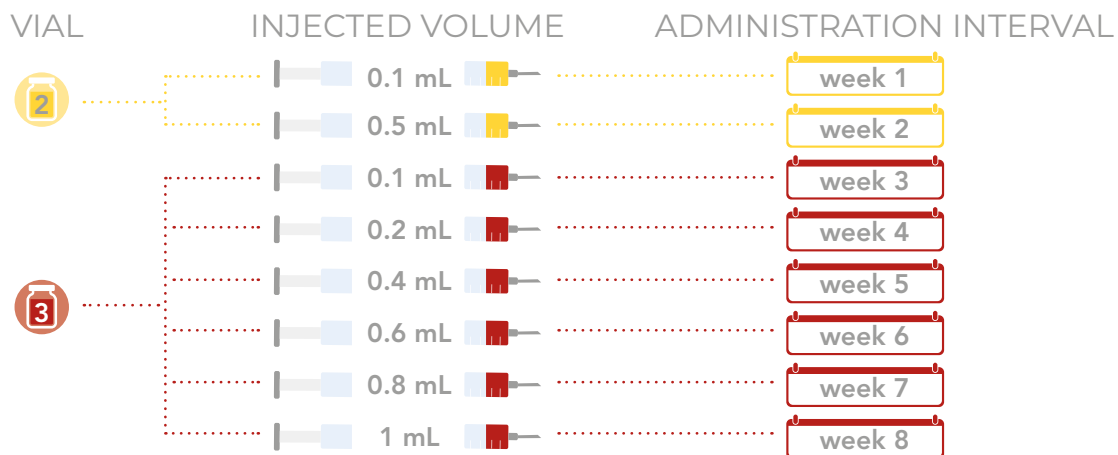
PRESENTATION	Nº VIALS	CODE	DURATION
INITIATION	      6	H4	
MAINTENANCE	      6	H5	



RECOMMENDED ADMINISTRATION SCHEDULE

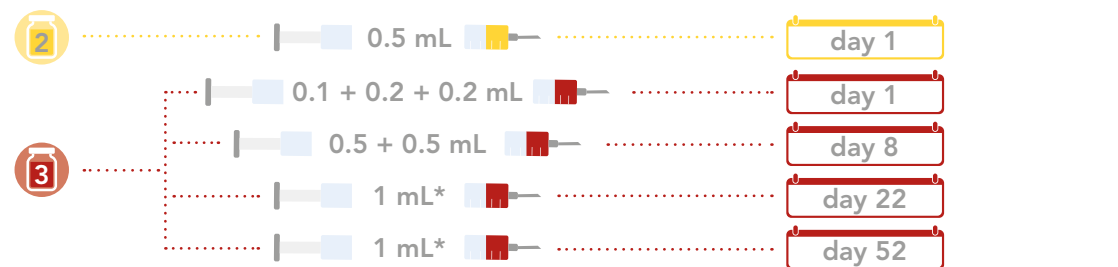
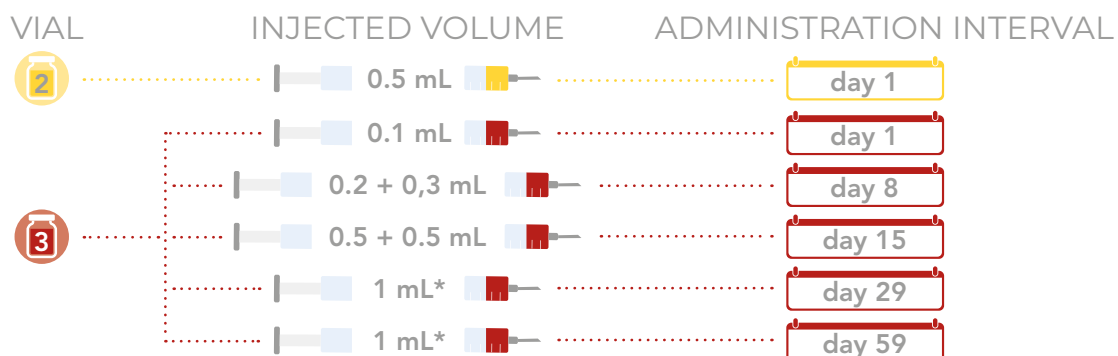
●●● INITIATION ADMINISTRATION SCHEDULE ●●●

It is advisable to administer two consecutive doses with half the total volume. Consecutive doses administered during a given day must be administered in alternating arms and separated by a 30 minute time interval.



●●● CLUSTER ADMINISTRATION SCHEDULE ●●●

Consecutive doses administered during a given day must be administered in alternating arms and separated by a 30 minute time interval.



* It is advisable to administer two consecutive doses with half the total volume.


●●● MAINTENANCE ADMINISTRATION SCHEDULE ●●●

It is advisable to administer two consecutive doses with half the total volume. Consecutive doses administered during a given day must be administered in alternating arms and separated by a 30 minute time interval.



SHELF-LIFE
Vials with
lyophilised powder

36
months



STORAGE
<25°C
DO NOT FREEZE

SHELF-LIFE
Reconstituted
vials

Vials 1 and 2

24
hours

Vial 3

10
days



STORAGE
2-8°C

3.2. SUBLINGUAL IMMUNOTHERAPY

Diater Sublingual immunotherapy consists of allergen extracts administered under the tongue for the treatment of allergic conditions. Diater offers two sublingual formulations: Diater Sublingual Spray Maxi and Diater Sublingual Maxi (drops).

3.2.1. DIATER SUBLINGUAL SPRAY MAXI

Diater Sublingual Spray Maxi

Solution of allergens for sublingual administration in the form of a spray. Allergens are diluted in a phenolated physiological saline solution with a 50% glycerine content. Clinically tested safety and efficacy.

Spraying device for fast absorption



Exact dosage

Keep Simple:
1 spray/ day maintenance





PRESENTATIONS

INITIATION PRESENTATION

CODE	VIALS	VOLUME (mL)	CONCENTRATION
YL	1 VIAL 	3 mL	1/5
	2 VIALS 	9 mL	1/1

RUSH INITIATION/ MAINTENANCE PRESENTATIONS

CODE	VIALS	VOLUME (mL)	CONCENTRATION
YM	1 VIAL 	9 mL	1/1
YN	2 VIALS 	9 mL	1/1

TREATMENT DURATION

PRESENTATION	N° VIALS	CODE	DURATION
INITIATION PRESENTATION	3	YL	6 months
RUSH/ MAINTENANCE PRESENTATIONS	1	YM	3 months
	2	YN	6 months

RECOMMENDED ADMINISTRATION SCHEDULE

INITIATION ADMINISTRATION SCHEDULE (CONVENTIONAL)

VIAL	N° PULVERIZATIONS	ADMINISTRATION INTERVAL
	1 Pulverization	day 1
	2 Pulverizations	day 2
	3 Pulverizations	day 3
	4 Pulverizations	day 4
	1 Pulverization	day 5
	1 Pulverization	daily

RUSH ADMINISTRATION SCHEDULE

VIAL	N° PULVERIZATIONS	ADMINISTRATION INTERVAL
	1 Pulverization	day 1
	1 Pulverization	daily

MAINTENANCE ADMINISTRATION SCHEDULE

VIAL	N° PULVERIZATIONS	ADMINISTRATION INTERVAL
	1 Pulverization	daily

SHELF
-LIFE



STORAGE
2-8°C

3.2. SUBLINGUAL IMMUNOTHERAPY



3.2.2. DIATER SUBLINGUAL MAXI

Solution of allergens for sublingual administration in the form of drops. Allergens are diluted in a phenolated physiological saline solution with a 50% glycerine content.



PRESENTATIONS

INITIATION PRESENTATION

CODE	VIALS	VOLUME (mL)	CONCENTRATION
M1	1 VIAL 	6 mL	1/5
	2 VIAL 	6 mL	1/1

MAINTENANCE PRESENTATIONS

CODE	VIALS	VOLUME (mL)	CONCENTRATION
M2	1 VIAL 	6 mL	1/1
M3	2 VIALS 	6 mL	1/1
M4	3 VIALS 	6 mL	1/1

TREATMENT DURATION

PRESENTATION	N° VIALS	CODE	DURATION
INITIATION PRESENTATION	3	M1	4 months
	1	M2	2 months
MAINTENANCE PRESENTATIONS	2	M3	4 months
	3	M4	6 months

RECOMMENDED ADMINISTRATION SCHEDULE


INITIATION ADMINISTRATION SCHEDULE

VIAL	N° DROPS	ADMINISTRATION INTERVAL
2	1 drop	day 1
	2 drops	day 2
	3 drops	day 3
	4 drops	day 4
	5 drops	day 5
3	2 drops	day 6
	2 drops	daily

MAINTENANCE ADMINISTRATION SCHEDULE

VIAL	N° DROPS	ADMINISTRATION INTERVAL
3	2 drops	daily

SHELF-LIFE



STORAGE


2-8°C



4.0

allergens catalogue

“ Allergic diseases can seriously compromise patient health, giving way to life-threatening events. Diater has an extensive portfolio of products to improve the life quality of allergic patients.”



CODE ALLERGEN PRICK DEPOT LYOPHILISED* SUBLINGUAL POLYMERISED POLYMERISED 100 **NEW!**
IDT

 4.1 GRASS POLLENS

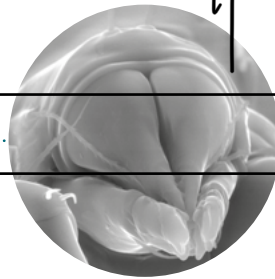
CODE	ALLERGEN	PRICK	DEPOT	LYOPHILISED*	SUBLINGUAL	POLYMERISED	POLYMERISED 100	NEW! IDT
1304762	<i>Cynodon dactylon</i>	●	●		●	●		
1304767	<i>Dactylis glomerata</i>	●	●		●			
1304761	Cultivated grasses (<i>Secale, Hordeum, Triticum</i>)	●	●		●			
1304760	Wild grasses (<i>Lolium, Poa, Phleum, Dactylis</i>)	●	●	●	●	●	●	
1304 771	<i>Hordeum vulgare</i>	●	●		●			
1304768	<i>Lolium perenne</i>	●	●		●	●		
1304769	<i>Phleum pratense</i>	●	●	●	●			●
1307023	<i>Phragmites communis</i>	●	●		●	●		
1304770	<i>Poa pratensis</i>	●	●		●			
1304772	<i>Secale cereale</i>	●	●		●			
1304773	<i>Triticum aestivum</i>	●	●		●			
1304800	<i>Zea mays</i>	●						
	Australian grasses (50% <i>Paspalum notatum</i> + 50% <i>Sorghum halepense</i>)		●		●	●		

 4.2 WEED POLLENS

CODE	ALLERGEN	PRICK	DEPOT	LYOPHILISED*	SUBLINGUAL	POLYMERISED	POLYMERISED 100	NEW! IDT
1307280	<i>Ambrosia artemisiifolia</i>	●	●		●	●		
1304750	<i>Amaranthus hybridus</i>	●						
1304752	<i>Artemisia vulgaris</i>	●	●		●	●	●	
1304755	<i>Chenopodium album</i>	●	●		●	●	●	
1304774	<i>Helianthus annuus</i>	●	●		●			
1304781	<i>Parietaria judaica</i>	●	●	●	●	●	●	
1304786	<i>Plantago lanceolata</i>	●	●		●	●	●	
1304794	<i>Rumex acetosella</i>	●						
1304796	<i>Salsola kali</i>	●	●	*	●	●	●	
1304797	<i>Taraxacum officinale</i>	●						

* Check for availability"

● AVAILABLE ● ONLY AVAILABLE MIXTURES



CODE

ALLERGEN

PRICK

DEPOT

LYOPHILISED*

SUBLINGUAL

POLYMERISED

POLYMERISED 100



4.3 TREE POLLENS

CODE	ALLERGEN	PRICK	DEPOT	LYOPHILISED*	SUBLINGUAL	POLYMERISED	POLYMERISED 100
1304749	<i>Alnus glutinosa</i>	●	●		●		
1304754	<i>Betula verrucosa</i>	●	●		●		
1304757	<i>Corylus avellana</i>	●	●		●		
1310704	Cup a 1	●	●				
1304758	<i>Cupressaceae</i>	●	●		●	●	●
1304766	<i>Fraxinus excelsior</i>	●	●		●		
1304785	<i>Pinus sylvestris</i>	●					
1304779	<i>Olea europaea</i>	●	●		●	●	●
1304787	<i>Platanus acerifolia</i>	●	●		●	●	●
1304788	<i>Populus deltoides</i>	●					
1304790	<i>Quercus ilex</i>	●	●		●		
1304791	<i>Quercus robur</i>	●					
1308145	Spring mix trees (<i>Alnus</i> , <i>Corylus</i> , <i>Betula</i> , <i>Fraxinus</i>)	●	●		●	●	



4.4 MITES

CODE	ALLERGEN	PRICK	DEPOT	LYOPHILISED*	SUBLINGUAL	POLYMERISED	POLYMERISED 100
1304805	<i>Acarus siro</i>	●	●		●	●	
1304803	<i>Blomia tropicalis</i>	●	●	●	●	●	●
1304802	<i>Dermatophagoides farinae</i>	●	●	●	●	●	●
1304801	<i>Dermatophagoides pteronyssinus</i>	●	●	●*	●	●	●
1304807	<i>Lepidoglyphus destructor</i>	●	●		●	●	●
1304808	<i>Tyrophagus putrescentiae</i>	●	●		●	●	

* Check for availability"

● AVAILABLE

● ONLY AVAILABLE MIXTURES



CODE	ALLERGEN	PRICK	DEPOT	LYOPHILISED*	SUBLINGUAL	POLYMERISED	POLYMERISED 100
------	----------	-------	-------	--------------	------------	-------------	-----------------



4.5 FUNGI

1306458	Alt a1	●		●			
1304814	<i>Alternaria alternata</i>	●	●	●	●		
1304815	<i>Aspergillus fumigatus</i>	●	●		●		
1304817	<i>Candida albicans</i>	●	●		●		
1304818	<i>Cladosporium herbarum</i>	●	●		●		
1304819	<i>Penicillium notatum</i>	●	●		●		



4.6 DANDERS

1304827	Horse (<i>Equus caballus</i>)	●			●		
1304830	Cat (<i>Felis silvestris</i>)	●	●		●		
1304833	Dog (<i>Canis familiaris</i>)	●	●		●		
1304836	Cow (<i>Bos primigenius taurus</i>)	●					
1304829	Rabbit (<i>Oryctolagus cuniculus</i>)	●					



4.7 VENOMS

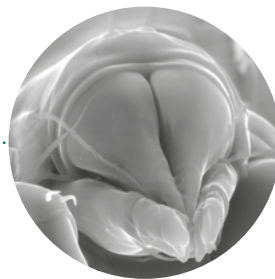
1304853	<i>Apis mellifera</i> (Honey Bee)**	●		●			
1304854	<i>Polistes sp.</i> (Paper Wasp)**	●		●			
1304855	<i>Vespula sp.</i> (Yellow Jacket)**	●		●			

* Check for availability"

** Only available as intradermal diagnostic

● AVAILABLE

● ONLY AVAILABLE MIXTURES



CODE

ALLERGEN

PRICK

DEPOT

LYOPHILISED*

SUBLINGUAL

POLYMERISED

POLYMERISED 100



4.8 VEGETABLES

CODE	ALLERGEN	PRICK	DEPOT	LYOPHILISED*	SUBLINGUAL	POLYMERISED	POLYMERISED 100
1304967	Garlic	●					
1304977	Lettuce	●					
1304979	Green pepper	●					
1304982	Tomato	●					



4.9 LEGUMES

CODE	ALLERGEN	PRICK	DEPOT	LYOPHILISED*	SUBLINGUAL	POLYMERISED	POLYMERISED 100
1304975	Bean	●					
1304976	Green bean	●					
1304934	Chickpea	●					
1304935	White bean	●					
1304936	Lentil	●					

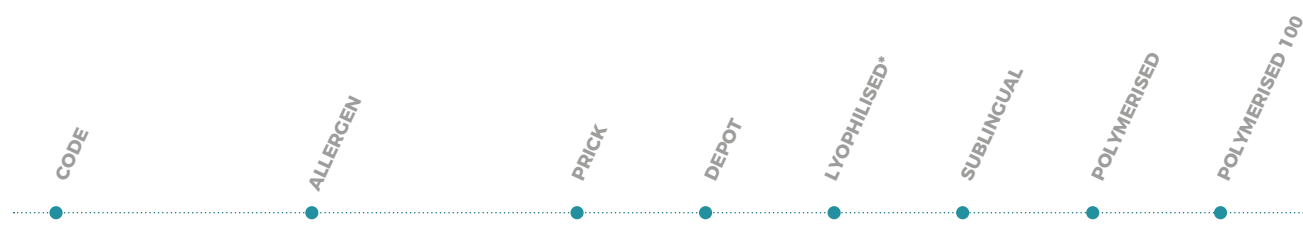



4.10 SPICES

CODE	ALLERGEN	PRICK	DEPOT	LYOPHILISED*	SUBLINGUAL	POLYMERISED	POLYMERISED 100
1304911	Cinnamon	●					
1306183	Cumin	●					
1304922	Mustard	●					
1304924	Oregano	●					
1304932	Sesame	●					

● AVAILABLE

● ONLY AVAILABLE MIXTURES



4.11 EGG & FRACTIONS

CODE	ALLERGEN	PRICK	DEPOT	LYOPHILISED*	SUBLINGUAL	POLYMERISED	POLYMERISED 100
1304869	White egg	●					
1304874	Entire egg	●					
1304873	Lisozime	●					
1304872	Yolk	●					



4.12 MEATS

CODE	ALLERGEN	PRICK	DEPOT	LYOPHILISED*	SUBLINGUAL	POLYMERISED	POLYMERISED 100
1304938	Pig	●					
1304941	Chicken	●					
1304942	Cow	●					



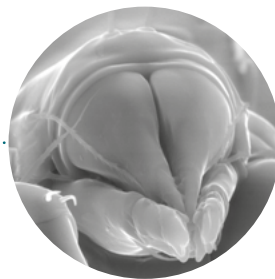
4.13 FISH

CODE	ALLERGEN	PRICK	DEPOT	LYOPHILISED*	SUBLINGUAL	POLYMERISED	POLYMERISED 100
1304954	Tuna	●					
1304955	Cod	●					
1304961	Sole	●					
1304963	Hake	●					
1304964	Salmon	●					
1304965	Sardine	●					

● AVAILABLE

● ONLY AVAILABLE MIXTURES





CODE

ALLERGEN

PRICK

DEPOT

LYOPHILISED*

SUBLINGUAL

POLYMERISED

POLYMERISED 100



4.14 FRUITS

CODE	ALLERGEN	PRICK	DEPOT	LYOPHILISED*	SUBLINGUAL	POLYMERISED	POLYMERISED 100
1304892	Avocado	●					
1304896	Strawberry	●					
1304898	Kiwi	●					
1304900	Apple	●					
1304901	Peach (peel)	●					
1304902	Peach (pulp)	●					
1306313	Peach (whole)	●					
1304903	Melon	●					
1304904	Orange	●					
1306161	Pineapple	●					
1304906	Banana	●					
1304908	Grape	●					




4.15 SEAFOOD

CODE	ALLERGEN	PRICK	DEPOT	LYOPHILISED*	SUBLINGUAL	POLYMERISED	POLYMERISED 100
1304953	Clam	●					
1304958	Squid	●					
1304960	Prawn	●					
1304962	Mussel	●					
1304966	Cuttlefish	●					

● AVAILABLE

● ONLY AVAILABLE MIXTURES



CODE	ALLERGEN	PRICK	DEPOT	LYOPHILISED*	SUBLINGUAL	POLYMERISED	POLYMERISED 100
------	----------	-------	-------	--------------	------------	-------------	-----------------



4.16 MILK & DAIRY PRODUCTS

1304865	Bovine Seric Albumin (BSA)	●					
1304866	Casein	●					
1304868	Goat milk	●					
1304867	Cow milk	●					



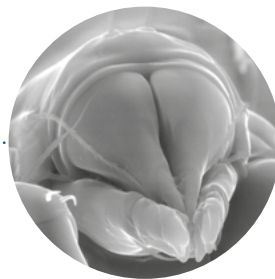
4.17 CEREALS

1304878	Soya shell	●					
1306167	Gluten	●					
1306182	Corn flour	●					
1306185	Wheat flour	●					
1304889	Soya flour	●					



4.18 DRIED FRUITS & NUTS

1304943	Almond	●					
1304944	Cashew	●					
1304945	Hazelnut	●					
1304946	Peanut	●					
1304947	Cocoa	●					
1304948	Chestnut	●					
1304949	Walnut	●					
1304950	Pine nut	●					
1304951	Sunflower seed	●					
1304952	Pistachio	●					



CODE

ALLERGEN

PRICK

DEPOT

LYOPHILISED*

SUBLINGUAL

POLYMERISED

POLYMERISED 100



4.19 INSECTS

1304846 *Blattella germanica*



1304851 *Periplaneta americana*



4.20 OTHERS

1304856 Latex



4.21 PARASITES

1304857 *Anisakis simplex*



4.22 PRICK CONTROLS

1306187 POSITIVE (Histamine hydrochloride 10mg/mL)



1306186 NEGATIVE (Saline solution)



4.23 INTRADERMAL CONTROLS

1306444 POSITIVE



1306252 NEGATIVE



AVAILABLE



ONLY AVAILABLE MIXTURES



REFERENCES

- Amat P, Llamas ME, García S, Lluch M, Malet A. Pautas Cluster con extractos liofilizados. *Alergología e Inmunología clínica*. 2004;19 (2):345.
- Amat P, Pineda F, Llamas E, García R, Malet A. Inmunoterapia con *Dermatophagoides pteronyssinus*, pauta cluster. Seguimiento mediante Western blot. *J Investig Allergol Clin Immunol*. 2006;16 (S2):97-256.
- Bartra J, Tella R, Cerdá-Trias T, García M, Malek T, Cisteró-Bahíma A, et al. Eficacia de una inmunoterapia sublingual con extracto estandarizado de avellana. *Alergología e inmunología clínica*. 2005;20(2):230.
- Basagaña M, Cisteró-Bahíma A, Malek T, Bartra J, Alonso R, Mateo J.A, et al. Seguridad del tratamiento de inmunoterapia sublingual con extracto de avellana estandarizado biológicamente. *Alergología e inmunología clínica*. 2005;20(2):231.
- Blanca M, Romano A, Torres MJ, Fernandez J, Mayorga C, Rodriguez J, et al. Update on the evaluation of hypersensitivity reactions to betalactams. *Allergy*. 2009;64(2):183-93.
- Celik GE, Aydin O, Dogu F, Cipe F, Boyvat A, Ikinciogullari A, et al. Diagnosis of immediate hypersensitivity to beta-lactam antibiotics can be made safely with current approaches. *Int Arch Allergy Immunol*. 2012;157(3):311-7.
- Chacón P, Monteseirin FJ, Pérez -Formoso JL, Ventura I, Chamorro C. Study of safety in cluster model with an extract of *D pteronyssinus* and *D farinae* from Diater Laboratories. XXV EAACI (Viena, Austria).
- Chruszcz M, Chapman MD, Osinski T, Solberg R, Demas M, Porebski PJ, et al. *Alternaria alternata* allergen Alt a 1: a unique beta-barrel protein dimer found exclusively in fungi. *J Allergy Clin Immunol*. 2012;130(1):241-7 e9.
- Cimarra M, Robledo T, Bartolomé JM, Pineda F, Martínez-Cócera C. Monitorización de inmunoterapia con *Cynodon dactylon* mediante Western Blot. *J Investig Allergol Clin Immunol*. 2006;16 (S2):97-256.
- Diater Laboratorio de Diagnóstico y Aplicaciones Terapéuticas, S. A. Summary of Product Characteristics: IDIT Grass. 1–13 (2021).
- Elena Sharikadze, Okhotnikova, E. & Yuriev, S. The clinical efficacy of sublingual allergen-specific immunotherapy in children aged 3-5 years. *EUREKA Heal. Sci.* (2016).
- Enrique E, Malek T, Bartra J, Cisteró-Bahíma A, Castellón JV, De Mateo JA, et al. Cambios Inmunológicos producidos tras tratamiento con inmunoterapia sublingual en pacientes con alergia alimentaria a avellana *Alergología e inmunología clínica*. 2005;20(2):229.
- Enrique E, Malek T, Pineda F, Palacios R; Bartra J, Tella R, et al. Sublingual immunotherapy for hazelnut food allergy: A follow-up study. *Ann Allergy Asthma Immunol*. 2008;100 (3):283-4.
- Enrique E, Pineda F, Malek T, Bartra J, Basagaña M, Tella R, et al. Sublingual immunotherapy for hazelnut food allergy: a randomized double-blind placebo-controlled study with a standardized hazelnut extract. *J Allergy Clin Immunol*. 2005;116:1073-9
- Feo Brito F, Alonso AM, Carnes J, Martin-Martin R, Fernandez-Caldas E, Galindo PA, et al. Correlation between Alt a 1 levels and clinical symptoms in *Alternaria alternata*-monosensitized patients. *J Investig Allergol Clin Immunol*. 2012;22(3):154-9.
- Gabriel MF, Postigo I, Tomaz CT, Martinez J. *Alternaria alternata* allergens: Markers of exposure, phylogeny and risk of fungi-induced respiratory allergy. *Environ. Int.* 2016;89-90:71-80.
- Gutierrez-Bustillo AM. Alérgenos. (Diater Laboratorios).
- Gonzalez de Olano D, Losada PA, Caballero L, Vazquez Gonzalez AC, Dieguez Pastor MC, Cuevas Agustin M. Selective sensitization to clavulanic acid and penicillin V. *J Investig Allergol Clin Immunol*. 2007;17(2):119-21.
- Heinzerling L, Mari A, Bergmann KC, Bresciani M, Burbach G, Darsow U, et al. The skin prick test – European standards. *Clin Transl Allergy*. 2013;3(1):3.
- Kustrzeba-Wojcicka I, Siwak E, Terlecki G, Wolanczyk-Medrała A, Medrała W. *Alternaria alternata* and its allergens: a comprehensive review. *Clin Rev Allergy Immunol*. 2014;47(3):354-65.
- Liñana JJ, Navarro L.A, Martinez I. Estudio de tolerancia de una pauta ultrarápida con extractos polimerizados de tres casas comerciales. *J Investig Allergol Clin Immunol*. 2006;16 (S2):97-256.
- Martín-Muñoz MF, Pineda F, Muiños T, Fontan M, Nevot S et al. SEICAP Immunotherapy Work Group Changes in IL-10 and specific antibodies associated to successful *Dermatophagoides pteronyssinus* immunotherapy in children during the first year of treatment. *Allergol Immunopathol (Madr)*. 2013; 41 (1): 4-10.
- Matheu V, Perez E, Gonzalez R, Poza P, de la Torre F, Sanchez-Machin I, et al. Assessment of a new brand of determinants for skin testing in a large group of patients with suspected beta-lactam allergy. *J Investig Allergol Clin Immunol*. 2007;17(4):257-60.
- Montoro J, Pineda F, Moragues T, Pesudo S. Inmunoterapia con *Parietaria judaica*. Seguimiento con Western blot. *J Investig Allergol Clin Immunol*. 2006;16 (S2):97-256.
- Moral de Gregorio A, Senent-Sánchez CJ. Manual de Alergopatología. Plantas, Pólenes y Proteínas. (Diater Laboratorios), Toledo, 2016.
- Moreno A, Pineda F, Alcover J, Rodriguez D, Palacios R, Martinez-Naves E. Orthologous Allergens and Diagnostic Utility of Major Allergen Alt a 1. *Allergy Asthma Immunol Res*. 2016;8(5):428-37.
- Navarro A., Jorro G., Liñana JJ, Robledo T, Moral A. Valoración de la seguridad de una pauta rápida ("rush") en un tratamiento con inmunoterapia sublingual con "Diater Sublingual Spray". *J Investig Allergol Clin Immunol*. 2009;19 (S3): 110-225.
- Pichler U, et al. Pectate lyase pollen allergens: sensitization profiles and cross-reactivity pattern. *PLoS One* 2015;10(5):e0120038.
8. Charpin D, Pichot C, Belmonte J,
- Sutra JP, Zidkova J, Chanez P, et al. Cypress Pollinosis: from Tree to Clinic. *Clin Rev Allergy Immunol*. 2019;56(2):174-195.
- Pineda F, Ariza A, Mayorga C, Arribas F, Gonzalez-Mendiola R, Blanca-Lopez N, et al. Role of Histamine Release Test for the Evaluation of Patients with Immediate Hypersensitivity Reactions to Clavulanic Acid. *Int Arch Allergy Immunol*. 2015;168(4):233-40.



Pinto E, Amat P, Pineda F, Malet A, Molina M. Inmunoterapia con *Dermatophagoides pteronyssinus* pauta convencional. Seguimiento mediante Western blot. *J Investig Allergol Clin Immunol*. 2006;16 (S2):97-256.

Prieto L, Palacios R, Aldana D, Ferrer A, Perez-Frances C, Lopez V, et al. Effect of allergen-specific immunotherapy with purified Alt a 1 on AMP responsiveness, exhaled nitric oxide and exhaled breath condensate pH: a randomized double blind study. *Allergy Asthma Clin Immunol*. 2010;6(1):27.

Puente-Crespo Y, Daza-Muñoz JC. Alergia a himenópteros (Diater Laboratorios) Madrid, 2007.

Romano, A. et al. Towards a more precise diagnosis of hypersensitivity to beta-lactams – an EAACI position paper. *Eur. J. Allergy Clin. Immunol.* (2019). doi:<https://doi.org/10.1111/all.14122>

Sanchez-Morillas L, Perez-Ezquerro PR, Reano-Martos M, Laguna-Martinez JJ, Sanz ML, Martinez LM. Selective allergic reactions to clavulanic acid: a report of 9 cases. *J Allergy Clin Immunol*. 2010;126(1):177-9.

Sharikadze EV, Okhotnikov E, Yurie S. The clinical efficacy of sublingual allergen-specific immunotherapy in children aged 3-5 years. *Eureka Health Sciences* 2016;6: 3-9.

Sharikadze EV. Nature of sensitization in children during the first 5 years of life with allergy. *Allergy*. 2015;S101:1-649.

Sola FJ, Barranco RM, Martín C, et al. Intradermal *Phleum pratense* allergoid immunotherapy. Double-blind, randomized, placebo-controlled trial. *Clin. Exp. Allergy*. 2020;50:1352–1361.

Sola Martínez, F. J. et al. Intradermal *Phleum pratense* allergoid immunotherapy. Double-blind, randomized, placebo-controlled trial. *Clin. Exp. Allergy* 50, 1352–1361 (2020).

Tabar, A. I. et al. Double-blind, randomized, placebo-controlled trial of allergen-specific immunotherapy with the major allergen Alt a 1. *J. Allergy Clin. Immunol.* 2019. 144: 216-223.

Torres MJ, Ariza A, Fernandez J, Moreno E, Laguna JJ, Montanez MI, et al. Role of minor determinants of amoxicillin in the diagnosis of immediate allergic reactions to amoxicillin. *Allergy*. 2010;65(5):590-6.

Torres MJ, Ariza A, Mayorga C, Dona I, Blanca-Lopez N, Rondon C, et al. Clavulanic acid can be the component in amoxicillin-clavulanic acid responsible for immediate hypersensitivity reactions. *J Allergy Clin Immunol*. 2010;125(2):502-5 e2.

Torres MJ, Montanez MI, Ariza A, Salas M, Fernandez TD, Barbero N, et al. The role of IgE recognition in allergic reactions to amoxicillin and clavulanic acid. *Clin Exp Allergy*. 2016;46(2):264-74.

Treudler R, Simon JC. PPL and MDM skin test: new test kit is helpful in detecting immediate-type allergy to beta-lactams. *J Dtsch Dermatol Ges*. 2007;5(4):286-92.


Tubella L, López T, Pruñonosa J, Pineda F. Pautas Cluster con extractos polimerizados. *J Investig Allergol Clin Immunol*. 2006;16 (S2):97-256.


Vailes LD, Perzanowski MS, Wheatley LM, Platts-Mills TA, Chapman MD. IgE and IgG antibody responses to recombinant Alt a 1 as a marker of sensitization to *Alternaria* in asthma and dermatitis. *Clin Exp Allergy*. 2001;31(12):1891-5.

Ventura I, Vega A, Chamorro C, Aroca R, Gómez E, et al. Allergen immunotherapy decreases LPS-induced NF- κ B activation in neutrophils from allergic patients. *J Pediatr Allergy Immunol*. 2014;25(2):129-35.

World Health Organization. *WHO Report on Surveillance of Antibiotic Consumption*. (2018).







DIATER PIONEERING
IMMUNOTHERAPY

